




Existing View

Extents of 53.5 degrees planar panoramas



Wireline Drawing

KEY: Proposed Killean Wind Farm

Viewpoint Information
OS Reference: E169388 N644623
Ground level: 6m (AOD)

Distance to nearest turbine: 2700m (T9)
Bearing to centre of photograph: 80°

Angle of view: 90° (cylindrical)
Principal distance: 812.5mm
Paper size: 841 x 297 mm (half A1)
Correct printed image size: 820 x 260mm

Nikon D750
Nikkor AF 50mm f/1.8D
1.5 m AGL
26/08/2016 14:00



St John's Church (SM3030) & Killean Estate Buildings including Dolls Houses (LB43266)


(Sheet A)

Figure 6.4 Drawing number P23-0967



Existing View

Gigha & Extension



Wireline Drawing

KEY: Operational Schemes


Viewpoint Information
 OS Reference: E169388 N644623
 Ground level: 6m (AOD)

Distance to nearest turbine: 2700m (T9)
 Bearing to centre of photograph: 260°

Angle of view: 90° (cylindrical)
 Principal distance: 812.5mm
 Paper size: 841 x 297 mm (half A1)
 Correct printed image size: 820 x 260mm

Nikon D750
 Nikkor AF 50mm f/1.8D
 1.5 m AGL
 26/08/2016 14:00





Wireline Drawing

KEY: Proposed Killean Wind Farm

Viewpoint Information
 OS Reference: E169388 N644623
 Ground level: 6m (AOD)

Distance to nearest turbine: 2700m (T9)
 Bearing to centre of photograph: 90°

Angle of view: 53.5° (planar)
 Principal distance: 812.5mm
 Paper size: 841 x 297 mm (half A1)
 Correct printed image size: 820 x 260mm

Nikon D750
 Nikkor AF 50mm f/1.8D
 1.5 m AGL
 26/08/2016 14:00



(Sheet C)
 St John's Church (SM3030) & Killean Estate Buildings including Dolls Houses (LB43266)
 Figure 6.4 Drawing number P23-0967



Photomontage

Viewpoint Information OS Reference: E169388 N644623
Ground level: 6m (AOD)

Distance to nearest turbine: 2700m (T9)
Bearing to centre of photograph: 90°

Angle of view: 53.5° (planar)
Principal distance: 812.5mm
Paper size: 841 x 297 mm (half A1)
Correct printed image size: 820 x 260mm

Nikon D750
Nikkor AF 50mm f/1.8D
1.5 m AGL
26/08/2016 14:00



St John's Church (SM3030) & Killean Estate Buildings including Dolls Houses (LB43266)

Figure 6.4 Drawing number P23-0967